

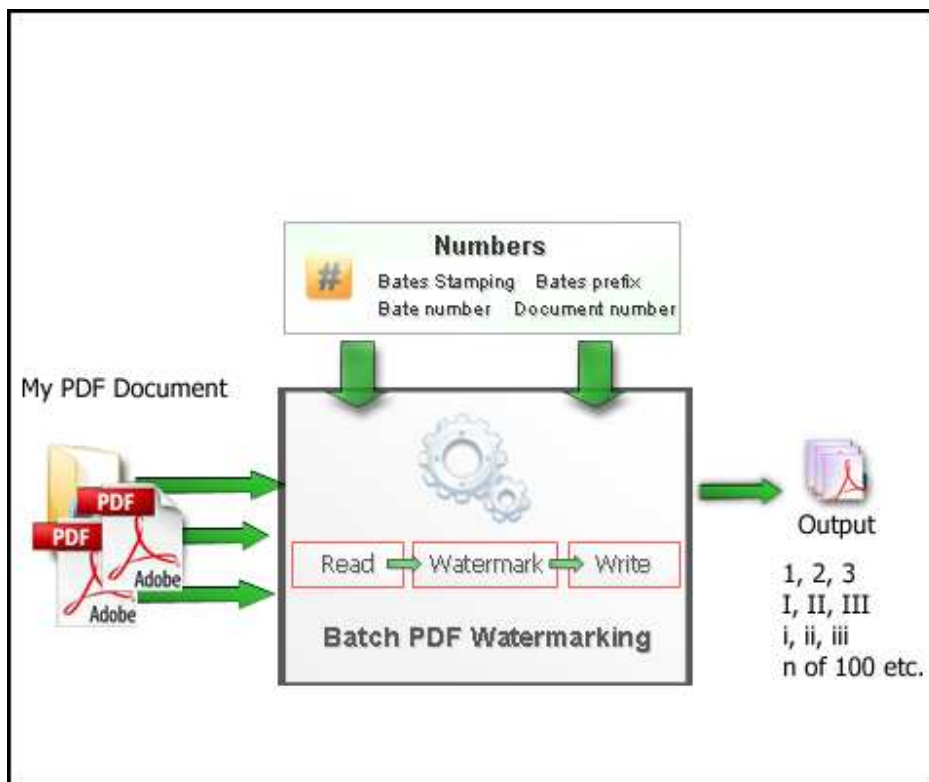


**Note:** This product is distributed on a 'try-before-you-buy' basis. All features described in this documentation are enabled. The registered version does not insert a watermark in your generated pdf documents.

### About Boxoft PDF Bates Numbering

Boxoft PDF Bates Numbering is a fast desktop utility program that lets you batch add Page Number to Acrobat PDF documents.

With Boxoft PDF Bates Numbering, you can customize your page numbers anywhere on the page, specify the style of page numbers, define the font name, size, color etc. Special features include setting prefix and suffix for page number, setting page range for processing, defining start and stop page counts for page groups, labeling, and stamping custom text, alignment, custom position, opacity, rotation, symmetry page etc.





## **Why use Boxoft PDF Bates Numbering?**

Are you a legal professionals or lawyers and want to add a label or section to your existing PDF Documents? Get Boxoft PDF Bates Numbering and watermark PDF files with page number, prefix, suffix etc. Boxoft PDF Bates Numbering is indispensable PDF watermarking software for any offices, lawyers, legal professionals etc that handles any volume of bates stamping in PDF documents. Boxoft PDF Bates Numbering offers bates numbering of multiple PDF files at a time. Save an incredible time and make your PDF bates stamping work perfectly by using Boxoft PDF Bates Numbering.

## **Key Feature**

- PDF Number Pro enables you to add text, page numbers, prefix, suffix etc.
- Boxoft PDF Bates Numbering support add number with symetry page mode.
- Boxoft PDF Bates Numbering support bates numbering of multiple PDF files with continuous numbering method.
- Tell your Bates Program what information you want on the page.
- Boxoft PDF Bates Numbering allows you perform batch PDF Stamping at a time.
- PDF stamping tool supports formatting of bates number based on Font Size, Font Colors etc.
- Provide Add Folder option to add multiple PDF files at a time.
- Shows preview of stamped PDF pages.
- Align the page number, date & time based on top, bottom, left, right, middle etc properties.
- Boxoft PDF Bates Numbering doesn't need to Adobe Acrobat Reader.
- Software compatible with Windows 98/2000/ME/XP/2003 and Windows Vista.
- Supports "Drag and Drop" support of PDF files.

## **Using Boxoft PDF Bates Numbering**

Boxoft PDF Bates Numbering can be started either by launching the application via a desktop shortcut, or directly from within Windows/Windows Explorer.



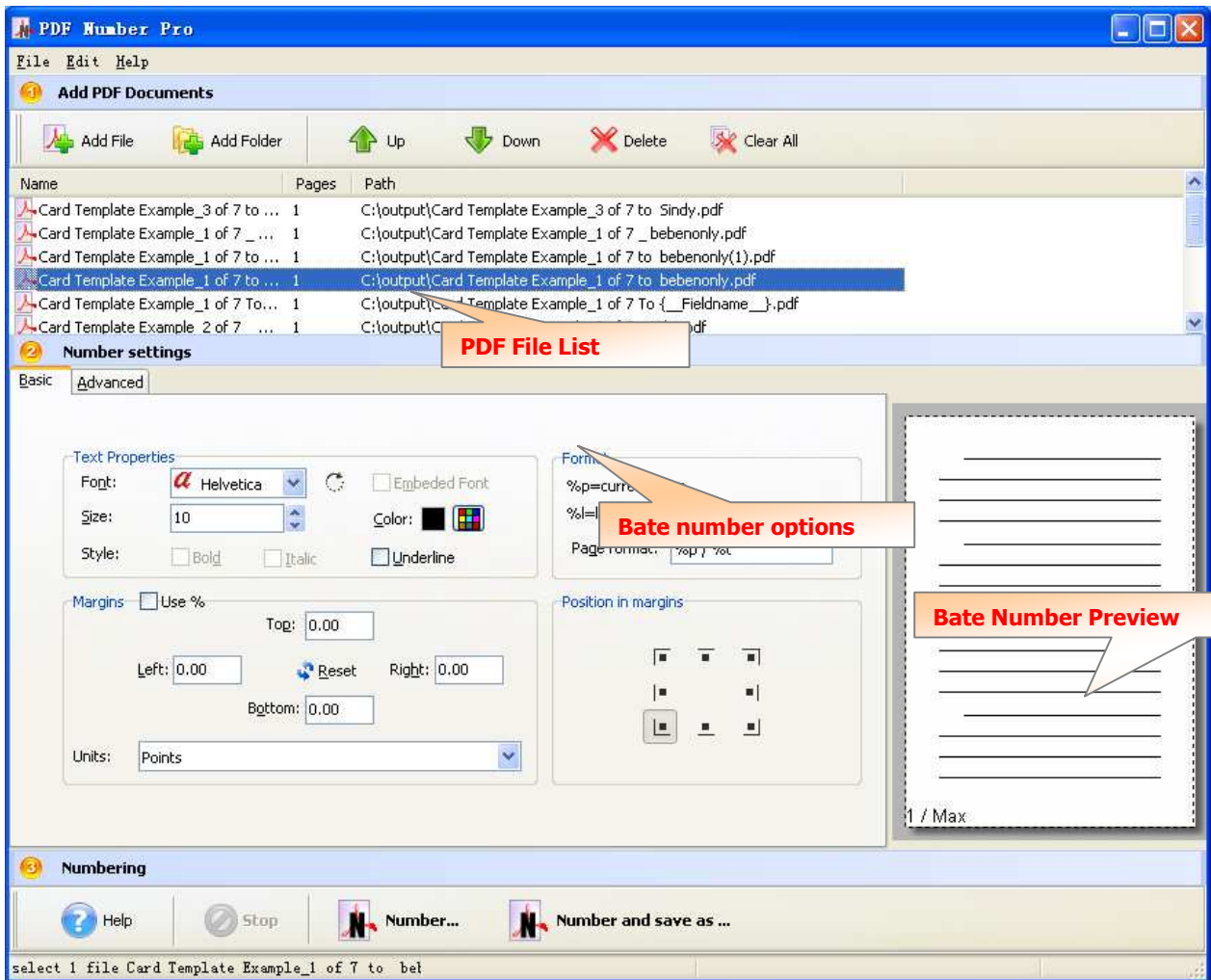
When you start the program, you will be presented with the primary screen from which all actions are taken.




# PDF Bate Number utility

Bath add Bate Number to PDFs

## User Documentation



### Selecting PDF File

Clicking the **Add PDF Document** icon , or selecting **File** then choosing **Add PDF Document** will open the standard file browse and select window. From that window you can navigate to the folder and find the files you




Released: January 2010

Copyright © 2010 Boxoff.com - all rights reserved



want to add to the list of files to be watermarked.

Alternatively, if you are using Windows Explorer to locate files, you have the convenience of being able to 'drag and drop' files into the document window.

Boxoft PDF Bates Numbering even allows you to select all files in a particular directory/folder by using the **Add a Directory**  option from the **File** menu! Add a directory also supports sub-folders.

Each added file is displayed in the PDF File List window, as seen in the example below. You can view any of the files in the window by 'double-clicking' them. That will open PDF files in your default PDF reader program (usually Adobe Reader).

## **Set Bate Number Option**

You can customize your page numbers anywhere on the page, specify the style of page numbers, define the font name, size, color etc. Special features include setting prefix and suffix for page number, setting page range for processing, defining start and stop page counts for page groups, reversing page numbering, labeling, and stamping custom text, alignment, custom position, opacity, rotation, symmetry page etc.



## PDF Bate Number utility

Bath add Bate Number to PDFs

### User Documentation

#### 2 Number settings

Basic **Advanced**

##### Text Properties

Font:   Embedded Font

Size:  Color:

Style:  Bold  Italic  Underline

##### Format

%p=current page  
%l=last page,%t=total page

Page format:

##### Margins

Use %

Top:

Left:   Right:

Bottom:

Units:

##### Position in margins

**Text Properties:** You can select the type of the font (in the Font section), color, style (bold, italic, underline) and size of the text. If the font is true type, you have choice to embed the font or not.

**Margins: Position** and **Margin** helps you to adjust the position of text watermark. The margin can use either inch/millimeter or percent as unit.

**Format:** Setting prefix and suffix for page number, the text you enter here is actually the text that will appear as the PDF watermark. You can use macro to specify dynamic text, either select from the Macro list or input directly. As you type you will see in the Preview section how the watermark looks.



## PDF Bate Number utility

Bath add Bate Number to PDFs

### User Documentation

#### 2 Number settings

Basic **Advanced**

**Number Type**

Number

ROMAN NUMBER (IV)

roman number (iv)

**Page Range**

All page

Odd page

Even page

**Text Effect**

Opacity: 0%  100%

Rotation:  Degree

**Page Number**

Page Begin:  Page End:

Offset:  Interval:

[Reset](#)

**Special Config**

Symmetry page

Continuous

**Text Effect:** In Text Effect tab, you can choose a rotation angle if you want the text to be rotated (Rotation, values accepted between 0 and 360) and set an Opacity value so that the text is transparence (values from 0 to 100). 0 means invisible, 100 means visible solid.


You can set a text shadow properties, properties including:

Opacity: To set the text shadow transparence, transparence (values from 0 to 100). 0 means invisible, 100 means visible solid.

**Number Type:** Define Number type: Number, Roman Number (IV), roman number (iv)

**Range:** Set pages to be added current watermarks on by selecting a predefined range. It applies to current watermark only

### Adding Page Number to PDF

Click the **Number**  **Number... (Ctrl+Enter)** button to create Page Number on all of PDF files in the document windows. The bate number will be added to PDF files, The Original PDFs will be overwritten.




## PDF Bate Number utility

Bath add Bate Number to PDFs

### User Documentation

---

Click the **Number and Save as** icon  **Number and save as... (Ctrl+S)** to create Page Number on all of PDF files in the document windows and save the resultant file to a directory which you selected.

### Ending Your Session

When you have completed your work, choose the **File** option and select **Exit** from the dropdown list.

For more information: <http://www.Boxoft.com>